

ACC ATHLETICS



H DIVISION

30 AUGUST 2024

WA ATHLETICS STADIUM

PARTICIPATING SCHOOLS



Austin Cove Baptist College

Navy singlets with teal trimming and school logo; navy sport shorts.

ACB



Dale Christian School

Navy blue with red & white trimming.

DCS



Ellenbrook Christian College

Red/white.

ELL



Emmanuel Christian Community School

Navy blue and white with a cream trim.

ECS



Mundaring Christian College

Navy blue singlet with sublimated hexagon pattern.

MUN



St John Bosco College

Purple & teal.

SJB



St Joseph's School, Northam

Navy blue singlet with gold trim and school logo.
Black or navy blue shorts.

SJN



Tranby College

Sky blue with black & orange stripe.

TRA

LANE AND TRIES ORDER

	Lane 1	Lane 2	Lane 3	Lane 4	Lane 5	Lane 6	Lane 7	Lane 8
1500 m	St Joseph's Northam	Tranby	Ellenbrook	Emmanuel Christian	Mundaring	Austin Cove	St John Bosco	Dale
200 m	Dale	St Joseph's Northam	Tranby	Ellenbrook	Emmanuel Christian	Mundaring	Austin Cove	St John Bosco
800 m	St John Bosco	Dale	St Joseph's Northam	Tranby	Ellenbrook	Emmanuel Christian	Mundaring	Austin Cove
400 m	Austin Cove	St John Bosco	Dale	St Joseph's Northam	Tranby	Ellenbrook	Emmanuel Christian	Mundaring
Relay	Mundaring	Austin Cove	St John Bosco	Dale	St Joseph's Northam	Tranby	Ellenbrook	Emmanuel Christian

	Lane 5	Lane 6	Lane 7	Lane 8	Lane 9	Lane 10	Lane 11	Lane 12
Hurdles	Emmanuel Christian	Mundaring	Austin Cove	St John Bosco	Dale	St Joseph's Northam	Tranby	Ellenbrook
100 m	Ellenbrook	Emmanuel Christian	Mundaring	Austin Cove	St John Bosco	Dale	St Joseph's Northam	Tranby

	1st	2nd	3rd	4th	5th	6th	7th	8th
SP, D, J	Tranby	Ellenbrook	Emmanuel Christian	Mundaring	Austin Cove	St John Bosco	Dale	St Joseph's Northam
LJ, HJ	St Joseph's Northam	Tranby	Ellenbrook	Emmanuel Christian	Mundaring	Austin Cove	St John Bosco	Dale



AGE CLASSIFICATION

All ACC carnivals use one age cut-off date for age group classification. This date is 30th June.

Competitors are permitted to compete in one age group only, for all events. A competitor who qualifies to compete in U14 (i.e. was under 14 years of age on 30th June), but elects to compete in U15 for his or her FIRST EVENT, must remain in U15 for all other events, including relays.

The Junior and Senior age categories within each division of carnival are as follows.

	Junior	Senior
A, B, C, D, E & F Divisions	U13, U14 & U15	U16 & U19
G, H & I Divisions	U13 & U14	U15 & U19
J Division	U13 & U14	U19

POINTS ALLOCATION

	1st	2nd	3rd	4th	5th	6th	7th	8th
DIV 1	12	11	10	9	8	7	6	5
DIV 2	8	7	6	5	4	3	2	1
RELAYS	24	22	20	18	16	14	12	10

TROPHIES

At all carnivals, trophies are awarded in the following 7 categories:

Junior Boys	Senior Boys	Aggregate Boys	Combined Aggregate
Junior Girls	Senior Girls	Aggregate Girls	

If a category has two schools with equal highest scores, the schools involved will share the trophy.

POST CARNIVAL

In conjunction with the 'Conditions of Participation', it is agreed that in the post carnival period the ACC management will additionally scrutinize all results from the ten carnivals. This stage of the scoring process represents the final determination of results. If points scores differ from those announced at the carnival the schools involved will be notified and minimum process used should any trophies need to be transferred. The final point tallies will be published on the ACC website and in the ACC Yearbook.



[instagram.com/accsport1](https://www.instagram.com/accsport1) #accsport

COMPETITION RULES

- All events are conducted under IAAF rules unless stated otherwise in this booklet or the athletics charter.
- Competitors are to compete under one registered number only. Their number must be written legibly on the back of their left hand.
- For all track events, competitors MUST report to the marshalling marquee before the event to register their name and number. Marshalling marquees are located adjacent to the start of the event type.
- If a competitor equals, but does not better the record, the record is considered as a shared record.
- Competitors are not to be inside the arena unless they are competing in an event.
- There is no limit to the number of events an individual competitor may compete in.
- Competitors are to be dressed in the official athletics uniform of their school. The Chief Referee has the power to disqualify a competitor who is not suitable dressed.
- A high jump competitor must at least clear the starting height to be awarded a place and therefore points.
- In relay events no student, coach or staff member is to be inside the arena. Athletes must remain on the outside of the track or in the marshalling marquee while waiting for their event.
- All throwing instruments are supplied. Personal throwing instruments are not to be used.
- Start Rule: Only one false start per race is allowed without the disqualification of the athlete(s) making the false start. Any athlete(s) making further false starts in the race shall be disqualified. Any competitor(s) responsible for the first false start will be warned. At the same time, all the other competitors will also be warned. Any athlete making a further false start will be immediately disqualified.
- Footwear must be worn by all competitors in all events. Spikes can be worn in all events except for discus and shot put. Spikes must conform to the following rules; 1. All spikes must be blunt Christmas Tree, Pyramid/Cone shaped. Sharp needle point spikes are not allowed; 2. Track spikes must not exceed 7mm and field spikes must not exceed 9mm, except for Javelin and High Jump which must not exceed 12mm.
- Crouch start and use of blocks are optional.

SIMULTANEOUS TRACK/FIELD COMPETITORS

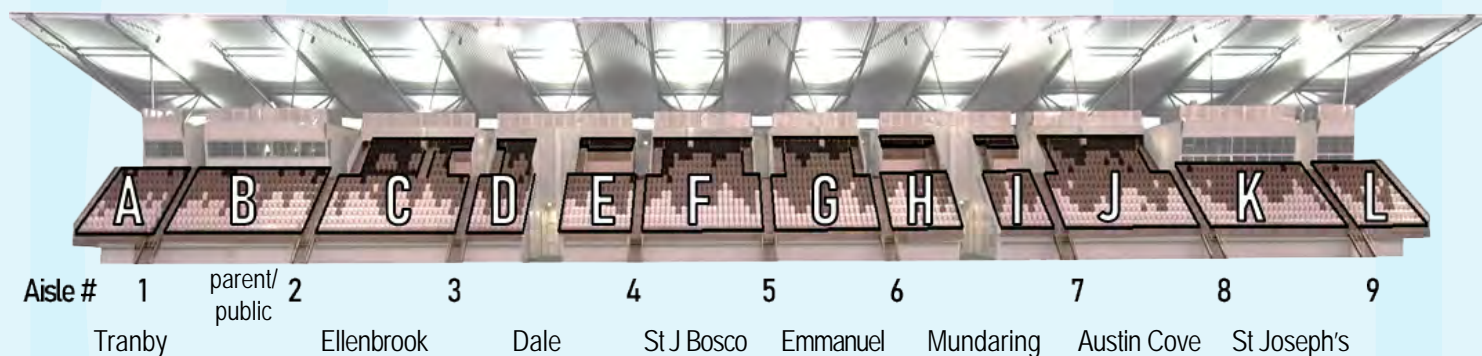
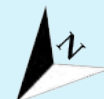
- Field and track event athletes are permitted to leave the field and re-continue after having competed in the track event.
- Field event officials will only wait for the return of competitors up to 15 minutes after the start of the next event at that location. If it is the last event of the day at that site the official will wait 15 minutes after the last competitor.
- To avoid having to return to the field event, a competitor has the option of completing his/her three attempts in succession, outside of the normal tries order, except high jump.
- The “returning” competitor in high jump events must re-commence jumping at the current height.
- Track athletes can also use a “dummy” student to marshal for their track event if they are caught up at a field event.
- Competitors may only leave a field event if they have reported to the site and had their name and number registered in the event.

SEATING ALLOCATION

	Grandstand Block and number of seats (allow for natural boundaries)	Total Seats	Entry/ Exit Aisle	Competitor Shade Sail
St Joseph's, Northam	K 152 seats (front)	152	8	17 & 18
Austin Cove	J 150 seats (front)	150	7	15 & 16
Mundaring	H 110 seats / I 50 seats (front)	160	6	13 & 14
Emmanuel CCS	G 200 seats	200	5	11 & 12
St John Bosco	F 175 seats (front)	175	4	9 & 10
Dale	D 103 seats / E 69 seats (front)	172	3/4	7 & 8
Ellenbrook	C 180 seats (front)	180	2	5 & 6
Tranby	A 104 seats / B 96 seats (front)	200	1	3 & 4
parent/public	B 104 seats (rear) / C 70 seats (rear) / Grass Bank Sails 1 & 2	174	2	1 & 2
spare	E 41 seats / F 62 seats / I 34 seats / J 118 seats / K 48 seats / L 104 seats	407		

The number of seats in each block of the Grandstand is as follows:
A 104, B 200, C 250, D 103, E 110, F 237, G 200, H 110, I 84, J 268, K 200, L 104

Parents/public spectators are to sit in their allocated block,
not with the school they have come to support.



ARENA LAYOUT

Field Event Sites

Discus	D1, D2
Javelin	J1, J2
Shot Put Circles	C1, C3, C4
High Jump Stands	S1, S2
Long Jump Pits	P3, P4, P5

Track Marshalling

Hurdles, 100m, Relay runner 4	M1
400 m, 800 m, Relay runner 1	M2
1500 m, Relay runner 2	M3
200 m, Relay runner 3	M4



Note: Only event officials and students competing in events should be on the arena inside the fence. All other students, staff members and spectators are to remain outside of the fencing and behind the rope barrier adjacent to the 100m track.

WEIGHTS AND MEASURES

HIGH JUMP STARTING HEIGHTS (in metres)

In all carnival divisions, the starting height for division 2 competitors is stated below;

the starting height for division 1 competitors will be 5 cm higher.

All height increments will be 5 cm up until the final 3 competitors; then 3cm to the final top 3 places.

Carnival Division

	A	B, C & D	E & F	G	H	I	J
u13 Girls	1.10	1.10	1.10	1.05	1.05	1.00	1.00
u14 Girls	1.15	1.15	1.15	1.10	1.10	1.10	1.05
u15 Girls	1.20	1.20	1.15	1.15	1.15	1.05	
u16 Girls	1.25	1.20	1.15				
u19 Girls	1.25	1.25	1.20	1.15	1.10	1.10	1.05
u13 Boys	1.20	1.20	1.15	1.15	1.15	1.15	1.10
u14 Boys	1.30	1.30	1.25	1.20	1.20	1.15	1.15
u15 Boys	1.35	1.35	1.30	1.25	1.25	1.20	
u16 Boys	1.45	1.40	1.40				
u19 Boys	1.55	1.50	1.50	1.40	1.40	1.30	1.30



[instagram.com/accsport1](https://www.instagram.com/accsport1) #accsport

WEIGHTS AND MEASURES



THROWING EVENTS

Gender	Age	SHOT Weight Kg	JAVELIN Weight Kg	DISCUS Weight Kg
GIRLS	U13	3	400	750g
	U14	3	400	1
	U15	3	500	1
	U19	3	500	1
BOYS	U13	3	600	1
	U14	3	600	1
	U15	4	700	1
	U19	5	700	1.5



HURDLES

Gender	Age	Distance	Flights	Start	Between	Finish	Height
GIRLS	U13	80m	9	12m	7m	12m	76.2cm
	U14	80m	9	12m	7m	12m	76.2cm
	U15	90m	9	13m	8m	13m	76.2cm
	U19	100m	10	13m	8.5m	10.5m	76.2cm
BOYS	U13	80m	9	12m	7m	12m	76.2cm
	U14	90m	9	13m	8m	13m	76.2cm
	U15	100m	10	13m	8.5m	10.5m	84cm
	U19	110m	10	13.72m	9.14m	14.02m	91.4cm

CARNIVAL PROGRAM

Event							Current Record			
#	Time	Gender	Age	Div	Site	Result	Year	Athlete	School	
1	9:30	B	U14	Discus 1kg	II	D1	48.10m	2019	R. Marchesi-Scott	Mazenod College
2	9:30	B	U14	Discus 1kg	I	D1				
3	9:30	B	U15	Shot Put 4kg	II	C3	16.23m	2020	R. Marchesi-Scott	Mazenod College
4	9:30	B	U15	Shot Put 4kg	I	C3				
5	9:30	B	U13	High Jump	II	S1	1.67m	2015	Logan Foley	Prendiville
6	9:30	B	U13	High Jump	I	S1				
7	9:30	G	U19	High Jump	II	S2	1.79m	2006	Zoe Timmers	St Stephen's
8	9:30	G	U19	High Jump	I	S2				
9	9:30	G	U15	Discus 1kg	II	D2	36.31m	1986	A Plowicz	St Thomas Aquinas
10	9:30	G	U15	Discus 1kg	I	D2				
11	9:30	B	U13	Shot Put 3kg	II	C4	14.45m	2023	Rocco Parlongo	Sacred Heart
12	9:30	B	U13	Shot Put 3kg	I	C4				
13	9:30	B	U19	Javelin 700g	II	J1	65.86	2016	Jesse Schelfhout	La Salle College
14	9:30	B	U19	Javelin 700g	I	J1				
15	9:30	G	U13	Javelin 400g	II	J2	36.73m	2018	Siena Tonkin	Sacred Heart College
16	9:30	G	U13	Javelin 400g	I	J2				
17	9:30	G	U14	Long Jump	II	P3	5.46m	2013	Ashlee Glands	Kolbe College
18	9:30	G	U14	Long Jump	I	P3				
19	9:30	B	U15	Long Jump	II	P4	6.80m	2013	Jake Balestra	John Septimus Roe
20	9:30	B	U15	Long Jump	I	P4				
21	9:36	G	U13	1500m	II		04:41.94	2017	Rhianna Hepburn	St Mark's ACS
22	9:36	G	U13	1500m	I					
23	9:39	G	U13	Hurdles	I		00:13.14	2014	Sophie White	Tranby College
24	9:43	B	U13	1500m	II		04:34.12	2014	Luke Shaw	Kennedy Baptist
25	9:43	B	U13	1500m	I					
26	9:46	B	U13	Hurdles	I		00:12.73	2015	Ethan Luu	John Septimus Roe
27	9:50	G	U14	1500m	II		04:35.75	2021	Danielle Graham	Peter Moyes ACS
28	9:50	G	U14	1500m	I					
29	9:53	G	U14	Hurdles	I		00:12.60	2015	Sophie White	Tranby College
30	9:57	B	U14	1500m	II		04:25.05	2015	Luke Shaw	Kennedy Baptist
31	9:57	B	U14	1500m	I					
32	10:00	B	U14	Hurdles	I		00:12.32	2016	Ethan Luu	John Septimus Roe
33	10:04	G	U15	1500m	II		04:37.86	2023	Lyla Stewart	John XXIII
34	10:04	G	U15	1500m	I					
35	10:07	G	U15	Hurdles	I		00:12.93	2016	Sophie White	Tranby College
36	10:11	B	U15	1500m	II		04:16.49	2021	Dante Armstrong	Irene McCormack
37	10:11	B	U15	1500m	I					
38	10:16	G	U19	Hurdles	I		00:13.89	2018	Sophie White	Tranby College
39	10:18	G	U19	1500m	II		04:41.62	2001	Aleisha Anderson	All Saints'
40	10:18	G	U19	1500m	I					

CARNIVAL PROGRAM

Event							Current Record			
#	Time	Gender	Age	Div	Site	Result	Year	Athlete	School	
41	10:23	B	U15	Hurdles	I	00:13.66	2017	Ethan Luu	John Septimus Roe	
42	10:25	B	U19	1500m	II	03:56.28	2015	Matthew Ramsden	Kolbe College	
43	10:25	B	U19	1500m	I					
44	10:30	B	U15	Discus 1kg	II	57.84m	2020	R. Marchesi-Scott	Mazenod College	
45	10:30	B	U15	Discus 1kg	I					
46	10:30	G	U14	Shot Put 3kg	II	13.45m	2021	Lauren Kelly	Corpus Christi	
47	10:30	G	U14	Shot Put 3kg	I					
48	10:30	B	U14	Javelin 600g	II	51.98m	1986	A Frew	Mazenod	
49	10:30	B	U14	Javelin 600g	I					
50	10:30	G	U19	Javelin 500g	II	42.69m	2022	Siena Tonkin	Sacred Heart	
51	10:30	G	U19	Javelin 500g	I					
52	10:30	B	U19	High Jump	II	2.02m	2016	Johnathan Chegwiddden-Jack	Seton College	
53	10:30	B	U19	High Jump	I					
54	10:30	B	U14	High Jump	II	1.74m	1992	A Duplex & B Piggott	Bunbury CC	
55	10:30	B	U14	High Jump	I		S2	2011	Joshua Rotham	St Mark's
								2016	Ethan Luu	John Septimus Roe
							2016	Aeden Hale	Mazenod College	
56	10:30	G	U13	Discus 750g	II	31.99m	2022	Madeline Pitt	Helena College	
57	10:30	G	U13	Discus 750g	I					
58	10:30	G	U15	Shot Put 3kg	II	13.37m	1992	Brigitte Payze	Santa Maria	
59	10:30	G	U15	Shot Put 3kg	I					
60	10:30	G	U15	Long Jump	II	5.78m	2003	Larissa Perry	St Mark's ACS	
61	10:30	G	U15	Long Jump	I					
62	10:30	B	U13	Long Jump	II	5.59m	2015	Ethan Luu	John Septimus Roe	
63	10:30	B	U13	Long Jump	I					
64	10:30	B	U19	Hurdles	I	00:13.98	2009	Andrew Emsavana	CBC Fremantle	
65	10:40	G	U13	200m	II	00:26.13	2019	Sienna Fillis	Corpus Christi	
66	10:43	G	U13	200m	I					
67	10:46	B	U13	200m	II	00:24.38	2015	Ethan Luu	John Septimus Roe	
68	10:49	B	U13	200m	I					
69	10:52	G	U14	200m	II	00:25.15	2023	Emilia Reed	Sacred Heart	
70	10:55	G	U14	200m	I					
71	10:58	B	U14	200m	II	00:23.65	2016	Ethan Luu	John Septimus Roe	
72	11:01	B	U14	200m	I					
73	11:04	G	U15	200m	II	00:24.40	2009	Brooke Pires-Parenzee	Santa Maria	
74	11:07	G	U15	200m	I					
75	11:10	B	U15	200m	II	00:22.71	2013	Jake Balestra	John Septimus Roe	
76	11:13	B	U15	200m	I					
77	11:16	G	U19	200m	II	00:24.50	2022	Angel Turner	Kingsway CC	
78	11:19	G	U19	200m	II					

CARNIVAL PROGRAM

Event							Curent Record			
#	Time	Gender	Age		Div	Site	Result	Year	Athlete	School
79	11:22	B	U19	200m	II		00:21.50	2009	Andrew Emsavana	CBC Fremantle
80	11:25	B	U19	200m	I					
81	11:29	G	U13	100m	II		00:12.74	2019	Sienna Fillis	Corpus Christi
82	11:30	G	U13	800m	II		02:25.50	2016	Danielle Graham	Quinns Baptist College
83	11:30	G	U13	800m	I					
84	11:30	B	U19	Discus 1.5kg	II	D1	55.18m	2020	Etienne Rousseau	Kingsway
85	11:30	B	U19	Discus 1.5kg	I	D1				
86	11:30	G	U19	Shot Put 3kg	II	C3	15.08m	1986	Vanessa French	St Brigid's College
87	11:30	G	U19	Shot Put 3kg	I	C3				
88	11:30	B	U13	Javelin 600g	II	J1	44.61m	2015	Logan Foley	Prendville
89	11:30	B	U13	Javelin 600g	I	J1				
90	11:30	G	U15	Javelin 500g	II	J2	42.89m	2023	Ella Harbison	St Stephen's, D
91	11:30	G	U15	Javelin 500g	I	J2				
92	11:30	B	U15	High Jump	II	S1	1.82m	2019	Jack Whiteside	Mundaring CC
93	11:30	B	U15	High Jump	I	S1				
94	11:30	G	U13	High Jump	II	S2	1.57m	2022	Mila Joubert	Kingsway
95	11:30	G	U13	High Jump	I	S2				
96	11:30	G	U14	Discus 1kg	II	D2	36.78m	1987	Claire Finucane	De Vialar
97	11:30	G	U14	Discus 1kg	I	D2				
98	11:30	G	U13	Shot Put 3kg	II	C4	11.00m	2022	Madeline Pitt	Helena College
99	11:30	G	U13	Shot Put 3kg	I	C4				
100	11:30	G	U19	Long Jump	II	P3	5.90m	2006	Larissa Perry	St Mark's ACS
101	11:30	G	U19	Long Jump	I	P3				
102	11:30	B	U14	Long Jump	II	P4	6.46m	2012	Jake Balestra	John Septimus Roe
103	11:30	B	U14	Long Jump	I	P4				
104	11:33	G	U13	100m	I		00:12.74	2019	Sienna Fillis	Corpus Christi
105	11:36	B	U13	100m	II		00:12.06	2015	Ethan Luu	John Septimus Roe
106	11:36	B	U13	800m	II		02:14.32	2014	Luke Shaw	Kennedy Baptist
107	11:36	B	U13	800m	I					
108	11:39	B	U13	100m	I		00:12.06	2015	Ethan Luu	John Septimus Roe
109	11:42	G	U14	100m	II		00:12.34	2023	Emilia Reed	Sacred Heart
110	11:42	G	U14	800m	II		02:15.67	2017	Kayla Van Der Linden	Corpus Christi College
111	11:42	G	U14	800m	I					
112	11:45	G	U14	100m	I		00:12.34	2023	Emilia Reed	Sacred Heart
113	11:48	B	U14	100m	II		00:11.49	2016	Ethan Luu	John Septimus Roe
114	11:48	B	U14	800m	II		02:09.14	2006	Eoghan Curtin	John XXIII
115	11:48	B	U14	800m	I					
116	11:51	B	U14	100m	I		00:11.49	2016	Ethan Luu	John Septimus Roe
117	11:54	G	U15	100m	II		00:12.07	2009	Brooke Pires-Parenzee	Santa Maria

CARNIVAL PROGRAM

Event							Current Record			
#	Time	Gender	Age	Event	Div	Site	Result	Year	Athlete	School
118	11:54	G	U15	800m	II		02:19.06	2022	Isabella Bidesi	Bunbury Grammar
119	11:54	G	U15	800m	I					
120	11:57	G	U15	100m	I		00:12.07	2009	Brooke Pires-Parenzee	Santa Maria
121	12:00	B	U15	100m	II		00:11.18	1999	Alex Hughes	St Stephen's, D
122	12:00	B	U15	800m	II		02:05.83	2017	James Cork	Ursula Frayne
123	12:00	B	U15	800m	I					
124	12:03	B	U15	100m	I		00:11.18	1999	Alex Hughes	St Stephen's, D
125	12:06	G	U19	100m	II		00:11.85	2023	Olivia Dodds	John Wollaston
126	12:06	G	U19	800m	II		02:08.62	1990	S Paterson	St Brigid's
127	12:06	G	U19	800m	I					
128	12:09	G	U19	100m	I		00:11.85	2023	Olivia Dodds	John Wollaston
129	12:12	B	U19	100m	II		00:10.68	2013	Christopher Miller	Kennedy BC
130	12:12	B	U19	800m	II		01:50.28	1983	Barry Acres	Servite
131	12:12	B	U19	800m	I					
132	12:15	B	U19	100m	I		00:10.68	2013	Christopher Miller	Kennedy BC
133	12:20	G	U13	400m	II		01:00.54	2023	Mia Shelley	Peter Moyes ACS
134	12:23	G	U13	400m	I					
135	12:26	B	U13	400m	II		00:55.81	2015	Ethan Luu	John Septimus Roe
136	12:29	B	U13	400m	I					
137	12:30	B	U13	Discus 1kg	II	D1	38.65m	2023	Rocco Parlongo	Sacred Heart
138	12:30	B	U13	Discus 1kg	I	D1				
139	12:30	B	U14	Shot Put 3kg	II	C3	16.54m	2019	R. Marchesi-Scott	Mazenod College
140	12:30	B	U14	Shot Put 3kg	I	C3				
141	12:30	B	U15	Javelin 700g	II	J1	52.70m	2019	A. Larranaga-Boyle	CBC Fremantle
142	12:30	B	U15	Javelin 700g	I	J1				
143	12:30	G	U14	Javelin 400g	II	J2	38.74m	2019	Siena Tonkin	Sacred Heart
144	12:30	G	U14	Javelin 400g	I	J2				
145	12:30	G	U14	High Jump	II	S1	1.67m	2023	Mila Joubert	Kingsway CC
146	12:30	G	U14	High Jump	I	S1				
147	12:30	G	U15	High Jump	II	S2	1.63m	1999	Casey Narrier	Aranmore
148	12:30	G	U15	High Jump	I	S2				
149	12:30	G	U19	Discus 1kg	II	D2	43.74m	1986	Vanessa French	St Brigid's
150	12:30	G	U19	Discus 1kg	I	D2				
151	12:30	B	U19	Shot Put 5kg	II	C4	16.95m	2019	Tyler De Lacy	John Septimus Roe
152	12:30	B	U19	Shot Put 5kg	I	C4				
153	12:30	G	U13	Long Jump	II	P3	5.07m	2017	Angelica Turner	Kingsway CC
154	12:30	G	U13	Long Jump	I	P3				
155	12:30	B	U19	Long Jump	II	P4	7.04m	1958	J Baguley	CBC Fremantle
156	12:30	B	U19	Long Jump	I	P4		2021	Kye Brindle	Kennedy

CARNIVAL PROGRAM

Event						Curent Record			
#	Time	Gender	Age	Div	Site	Result	Year	Athlete	School
157	12:32	G	U14	400m	II	00:58.71	2008	B Pires-Parenzee	Santa Maria
158	12:35	G	U14	400m	I				
159	12:38	B	U14	400m	II	00:54.05	2016	Ethan Luu	John Septimus Roe
160	12:41	B	U14	400m	I				
161	12:44	G	U15	400m	II	00:56.44	2019	Angel Turner	Kingsway CC
162	12:47	G	U15	400m	I				
163	12:50	B	U15	400m	II	00:52.75	2015	Riley Armstrong	John Septimus Roe
164	12:53	B	U15	400m	I				
165	12:56	G	U19	400m	II	00:56.55	2017	Alex Fraser	Kennedy Baptist
166	12:59	G	U19	400m	I				
167	13:02	B	U19	400m	II	00:48.78	1983	Barry Acres	Servite
168	13:05	B	U19	400m	I				
169	13:15	G	U13	Relay	I	00:53.72	2011		Newman
170	13:19	B	U13	Relay	I	00:51.05	2014		Kennedy Baptist
171	13:23	G	U14	Relay	I	00:52.26	2014		Lumen Christi
172	13:27	B	U14	Relay	I	00:48.54	2018		CBC Fremantle
173	13:31	G	U15	Relay	I	00:51.59	2017		Corpus Christi
174	13:35	B	U15	Relay	I	00:46.90	2016		Chisholm College
175	13:39	G	U19	Relay	I	00:49.37	1981		John XXIII
176	13:43	B	U19	Relay	I	00:43.62	2019		St Norbert College

Notes



ATHLETICS

DIVISIONALS

LIVE STREAM

Live and free on



Streamer

Get the link from your school



PROGRAM - BY AGE GROUP

U13 Girls

Event	Time	Event	Div	Site
15	9:30	Javelin 400g	II	J2
16	9:30	Javelin 400g	I	J2
21	9:36	1500m	II	
22	9:36	1500m	I	
23	9:39	80m Hurdles	I	
56	10:30	Discus 750g	II	D2
57	10:30	Discus 750g	I	D2
65	10:40	200m	II	
66	10:43	200m	I	
81	11:29	100m	II	
82	11:30	800m	II	
83	11:30	800m	I	
94	11:30	High Jump	II	S2
95	11:30	High Jump	I	S2
98	11:30	Shot Put 3kg	II	C4
99	11:30	Shot Put 3kg	I	C4
104	11:33	100m	I	
133	12:20	400m	II	
134	12:23	400m	I	
153	12:30	Long Jump	II	P3
154	12:30	Long Jump	I	P3
169	13:15	Relay	I	

U13 Boys

Event	Time	Event	Div	Site
5	9:30	High Jump	II	S1
6	9:30	High Jump	I	S1
11	9:30	Shot Put 3kg	II	C4
12	9:30	Shot Put 3kg	I	C4
24	9:43	1500m	II	
25	9:43	1500m	I	
26	9:46	80m Hurdles	I	
62	10:30	Long Jump	II	P4
63	10:30	Long Jump	I	P4
67	10:46	200m	II	
68	10:49	200m	I	
88	11:30	Javelin 600g	II	J1
89	11:30	Javelin 600g	I	J1
105	11:35	100m	II	
106	11:36	800m	II	
107	11:36	800m	I	
108	11:39	100m	I	
135	12:26	400m	II	
136	12:29	400m	I	
137	12:30	Discus 1kg	II	D1
138	12:30	Discus 1kg	I	D1
170	13:19	Relay	I	

U14 Girls

Event	Time	Event	Div	Site
17	9:30	Long Jump	II	P3
18	9:30	Long Jump	I	P3
27	9:50	1500m	II	
28	9:50	1500m	I	
29	9:53	80m Hurdles	I	
46	10:30	Shot Put 3kg	II	C3
47	10:30	Shot Put 3kg	I	C3
69	10:52	200m	II	
70	10:55	200m	I	
96	11:30	Discus 1kg	II	D2
97	11:30	Discus 1kg	I	D2
109	11:41	100m	II	
110	11:42	800m	II	
111	11:42	800m	I	
112	11:45	100m	I	
143	12:30	Javelin 400g	II	J2
144	12:30	Javelin 400g	I	J2
145	12:30	High Jump	II	S1
146	12:30	High Jump	I	S1
157	12:32	400m	II	
158	12:35	400m	I	
171	13:23	Relay	I	

U14 Boys

Event	Time	Event	Div	Site
1	9:30	Discus 1kg	II	D1
2	9:30	Discus 1kg	I	D1
30	9:57	1500m	II	
31	9:57	1500m	I	
32	10:00	90m Hurdles	I	
48	10:30	Javelin 600g	II	J1
49	10:30	Javelin 600g	I	J1
54	10:30	High Jump	II	S2
55	10:30	High Jump	I	S2
71	10:58	200m	II	
72	11:01	200m	I	
102	11:30	Long Jump	II	P4
103	11:30	Long Jump	I	P4
113	11:47	100m	II	
114	11:48	800m	II	
115	11:48	800m	I	
116	11:51	100m	I	
139	12:30	Shot Put 3kg	II	C3
140	12:30	Shot Put 3kg	I	C3
159	12:38	400m	II	
160	12:41	400m	I	
172	13:27	Relay	I	

PROGRAM - BY AGE GROUP

U15 Girls

Event	Time	Event	Div	Site
9	9:30	Discus 1kg	II	D2
10	9:30	Discus 1kg	I	D2
33	10:04	1500m	II	
34	10:04	1500m	I	
35	10:07	90m Hurdles	I	
58	10:30	Shot Put 3kg	II	C4
59	10:30	Shot Put 3kg	I	C4
60	10:30	Long Jump	II	P3
61	10:30	Long Jump	I	P3
73	11:04	200m	II	
74	11:07	200m	I	
90	11:30	Javelin 500g	II	J2
91	11:30	Javelin 500g	I	J2
117	11:53	100m	II	
118	11:54	800m	II	
119	11:54	800m	I	
120	11:57	100m	I	
147	12:30	High Jump	II	S2
148	12:30	High Jump	I	S2
161	12:44	400m	II	
162	12:47	400m	I	
173	13:31	Relay	I	

U15 Boys

Event	Time	Event	Div	Site
3	9:30	Shot Put 4kg	II	C3
4	9:30	Shot Put 4kg	I	C3
19	9:30	Long Jump	II	P4
20	9:30	Long Jump	I	P4
36	10:11	1500m	II	
37	10:11	1500m	I	
41	10:23	100m Hurdles	I	
44	10:30	Discus 1kg	II	D1
45	10:30	Discus 1kg	I	D1
75	11:10	200m	II	
76	11:13	200m	I	
92	11:30	High Jump	II	S1
93	11:30	High Jump	I	S1
121	11:59	100m	II	
122	12:00	800m	II	
123	12:00	800m	I	
124	12:03	100m	I	
141	12:30	Javelin 700g	II	J1
142	12:30	Javelin 700g	I	J1
163	12:50	400m	II	
164	12:53	400m	I	
174	13:35	Relay	I	

U19 Girls


Event	Time	Event	Div	Site
7	9:30	High Jump	II	S2
8	9:30	High Jump	I	S2
38	10:16	100m Hurdles	I	
39	10:18	1500m	II	
40	10:18	1500m	I	
50	10:30	Javelin 500g	II	J2
51	10:30	Javelin 500g	I	J2
77	11:16	200m	II	
78	11:19	200m	I	
86	11:30	Shot Put 3kg	II	C3
87	11:30	Shot Put 3kg	I	C3
100	11:30	Long Jump	II	P3
101	11:30	Long Jump	I	P3
125	12:05	100m	II	
126	12:06	800m	II	
127	12:06	800m	I	
128	12:09	100m	I	
149	12:30	Discus 1kg	II	D2
150	12:30	Discus 1kg	I	D2
165	12:56	400m	II	
166	12:59	400m	I	
175	13:39	Relay	I	

U19 Boys

Event	Time	Event	Div	Site
13	9:30	Javelin 700g	II	J1
14	9:30	Javelin 700g	I	J1
42	10:25	1500m	II	
43	10:25	1500m	I	
52	10:30	High Jump	II	S1
53	10:30	High Jump	I	S1
64	10:30	110m Hurdles	I	
79	11:22	200m	II	
80	11:25	200m	I	
84	11:30	Discus 1.5kg	II	D1
85	11:30	Discus 1.5kg	I	D1
129	12:11	100m	II	
130	12:12	800m	II	
131	12:12	800m	I	
132	12:15	100m	I	
151	12:30	Shot Put 5kg	II	C4
152	12:30	Shot Put 5kg	I	C4
155	12:30	Long Jump	II	P4
156	12:30	Long Jump	I	P4
167	13:02	400m	II	
168	13:05	400m	I	
176	13:43	Relay	I	



Real-time results
can also be viewed via the
Meet Mobile: Track & Field app.





2023 Divisional Carnival Winners

- A division Sacred Heart College
- B division Mater Dei College
- C division Kolbe Catholic College
- D division Kingsway Christian College
- E division Ursula Frayne Catholic College
- F division Court Grammar School
- G division South Coast Baptist College
- H division Grace Christian School
- I division St John Bosco College
- J division Cornerstone Christian College



A History of Results of the ACC annual divisional carnivals from 1942 to 2023 can be viewed on the ACC website.

CARNIVAL DIVISIONS 2024

A DIVISION - Wednesday 11 September

CBC Fremantle
Chisholm College
Corpus Christi College
John XXIII College
Mazenod College
Mercedes College
Newman College
Peter Moyes ACS
Sacred Heart College
St Brigid's

C DIVISION - Monday 9 September

All Saints' College
Emmanuel Catholic College
Guildford Grammar School
Irene McCormack CC
Kingsway Christian College
Mandurah Catholic College
Seton Catholic College
St Norbert College

E DIVISION - Wednesday 4 September

Carey Baptist College, Harrisdale
Court Grammar School
Georgiana Molloy Anglican School
Helena College
Mandurah Baptist College
Providence Christian College
St Mary MacKillop College
Swan Christian College

G DIVISION - Monday 2 September

Grace Christian School
Living Waters Lutheran College
Mother Teresa Catholic College
Peter Carnley ACS
Rehoboth Christian College
St George's AGS
St James' Anglican School
St Joseph's College, Albany

I DIVISION - Thursday 29 August

Carey Baptist College, Forrestdale
Cornerstone Christian College
Foundation Christian College
Fremantle Christian College
Geraldton Christian College
Immaculate Heart College
St Andrew's Grammar
The King's College

B DIVISION - Thursday 12 September

John Septimus Roe ACS
Kolbe Catholic College
Lake Joondalup Baptist College
Mater Dei College
Nagle Catholic College
Prendiville Catholic College
St Mark's ACS
St Stephen's School, Duncraig

D DIVISION - Friday 13 September

Aranmore Catholic College
John Paul College
Kennedy Baptist College
La Salle College
Lumen Christi College
Mercy College
Quinns Baptist College
Ursula Frayne Catholic College

F DIVISION - Tuesday 3 September

Bunbury Cathedral Grammar School
Frederick Irwin Anglican School
Holy Cross College
John Wollaston Anglican School
Servite College
South Coast Baptist College
St Stephen's School, Carramar
Swan Valley ACS

H DIVISION - Friday 30 August

Austin Cove Baptist College
Dale Christian School
Ellenbrook Christian College
Emmanuel Christian Community School
Mundaring Christian College
St John Bosco College
St Joseph's School, Northam
Tranby College

J DIVISION - Wednesday 28 August

Alkimos Baptist College
Australian Christian College
Edmund Rice College
Esperance ACS
Heritage College Perth
International School of WA
Salvado Catholic College
Southern Hills Christian College
St Mary Star of the Sea